 Write the letters: **τ**

Handwriting practice lines for the letter τ, consisting of a solid top line, a dashed middle line, and a solid bottom line.

 **υ**


Handwriting practice lines for the letter υ, consisting of a solid top line, a dashed middle line, and a solid bottom line.

 **τ**


Handwriting practice lines for the letter τ, consisting of a solid top line, a dashed middle line, and a solid bottom line.

 **μ**


Handwriting practice lines for the letter μ, consisting of a solid top line, a dashed middle line, and a solid bottom line.

 Write the word **μύτη**.

Handwriting practice lines for the word μύτη, consisting of a solid top line, a dashed middle line, and a solid bottom line.

 Write the word **μάτι**.

Handwriting practice lines for the word μάτι, consisting of a solid top line, a dashed middle line, and a solid bottom line.

 Write the letters: Αλ

Handwriting practice lines for the letters Αλ. The first line is a solid top line, the second is a dashed middle line, and the third is a solid bottom line.

 Ηη

Handwriting practice lines for the letters Ηη. The first line is a solid top line, the second is a dashed middle line, and the third is a solid bottom line.

 Ττ

Handwriting practice lines for the letters Ττ. The first line is a solid top line, the second is a dashed middle line, and the third is a solid bottom line.

 Οο

Handwriting practice lines for the letters Οο. The first line is a solid top line, the second is a dashed middle line, and the third is a solid bottom line.

 Υυ

Handwriting practice lines for the letters Υυ. The first line is a solid top line, the second is a dashed middle line, and the third is a solid bottom line.



Can you complete the words using the letters below?

ο α μ ν ό ι ε ω έ ή

τ__ λ__ μό__ ι

__ν__ μ__λο



Write what you see.



Handwriting practice lines for the word 'apple'. The first line is a solid top line, the second is a dashed middle line, and the third is a solid bottom line.



Handwriting practice lines for the word 'eye'. The first line is a solid top line, the second is a dashed middle line, and the third is a solid bottom line.



Handwriting practice lines for the word 'lemon'. The first line is a solid top line, the second is a dashed middle line, and the third is a solid bottom line.



Handwriting practice lines for the word 'nose'. The first line is a solid top line, the second is a dashed middle line, and the third is a solid bottom line.



Can you find the words **ένα**, **το**, **μαμά** and **μήλο**?

έ	α	μ	ν	υ	ι	ε	ω	ν
ν	μ	α	λ	μ	λ	υ	τ	μ
α	μ	α	μ	ά	λ	ι	ν	ι
η	τ	ο	μ	μ	η	μ	η	μ
α	ι	ά	ο	μ	σ	ο	λ	ή
μ	ν	λ	μ	ι	ν	ί	ο	λ
τ	α	μ	τ	τ	ο	λ	κ	ο



Can you complete the words using the letters below?

μ α ι η ό τ ε ω ά

μ __ α __ αμ __

__ μύ __ η

Write the letters **Ββ**.

Handwriting practice lines for the letters Ββ.

Write the words: **το βιβλίο**

Handwriting practice lines for the words το βιβλίο.

βλέπω

Handwriting practice lines for the word βλέπω.

το μολύβι

Handwriting practice lines for the words το μολύβι.

κόκκινο

Handwriting practice lines for the word κόκκινο.

κίτρινο

Handwriting practice lines for the word κίτρινο.



Can you translate to Greek?

I see a book.



Handwriting practice lines for the sentence 'I see a book.'

I see a red book.



Handwriting practice lines for the sentence 'I see a red book.'

I see a small book.



Handwriting practice lines for the sentence 'I see a small book.'



Connect the words to the pictures.



ένα κόκκινο μολύβι



τρία κίτρινα βιβλία



το κόκκινο βιβλίο



τρία κόκκινα βιβλία



το κίτρινο βιβλίο



δύο κόκκινα μήλα




ένα μολύβι



δύο βιβλία



κόκκινο




πολλά μολύβια



η ντομάτα

η πατάτα



potato

tomato

το μαρούλι

η σούπα





soup

lettuce

η σαλάτα

το αγγούρι



cucumber

salad