 Write the letters: **τ**

Handwriting practice lines for the letter τ, consisting of a solid top line, a dashed middle line, and a solid bottom line.

 **υ**


Handwriting practice lines for the letter υ, consisting of a solid top line, a dashed middle line, and a solid bottom line.

 **τ**


Handwriting practice lines for the letter τ, consisting of a solid top line, a dashed middle line, and a solid bottom line.

 **μ**

Handwriting practice lines for the letter μ, consisting of a solid top line, a dashed middle line, and a solid bottom line.

 Write the word **μύτη**.

Handwriting practice lines for the word μύτη, consisting of a solid top line, a dashed middle line, and a solid bottom line.

 Write the word **μάτι**.

Handwriting practice lines for the word μάτι, consisting of a solid top line, a dashed middle line, and a solid bottom line.



Connect the words to the pictures.




μάτι




μύτη



λεμόνι



μαμά



μήλο



Complete the crossword puzzle by using the clues below.

Write across:

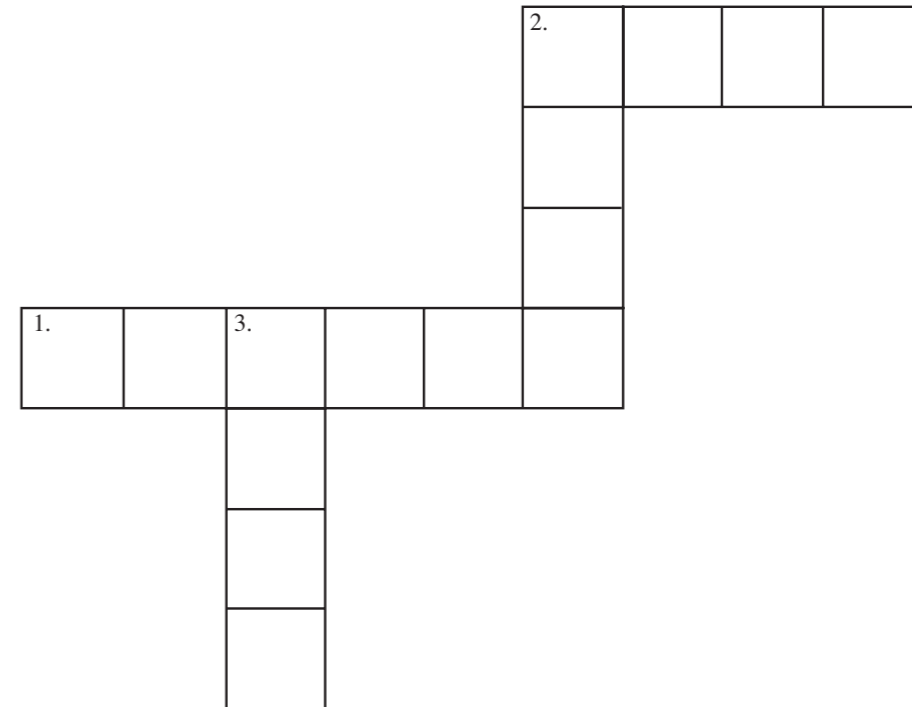
1. lemon

2. apple

Write down:

2. eye

3. nose



 Write the letters: **Αλ**

Handwriting practice lines for the letters Αλ. The first line is a solid top line, the second is a dashed middle line, and the third is a solid bottom line.

 **Ηη**

Handwriting practice lines for the letters Ηη. The first line is a solid top line, the second is a dashed middle line, and the third is a solid bottom line.

 **Ττ**

Handwriting practice lines for the letters Ττ. The first line is a solid top line, the second is a dashed middle line, and the third is a solid bottom line.

 **Οο**

Handwriting practice lines for the letters Οο. The first line is a solid top line, the second is a dashed middle line, and the third is a solid bottom line.

 **Υυ**

Handwriting practice lines for the letters Υυ. The first line is a solid top line, the second is a dashed middle line, and the third is a solid bottom line.



Can you complete the words using the letters below?

**ο α μ ν ό ι ε ω έ ή**

τ\_\_ λ\_\_ μό\_\_ ι

\_\_ν\_\_ μ\_\_λο



Write what you see.



Handwriting practice lines for the word 'apple'. The first line is a solid top line, the second is a dashed middle line, and the third is a solid bottom line.



Handwriting practice lines for the word 'eye'. The first line is a solid top line, the second is a dashed middle line, and the third is a solid bottom line.



Handwriting practice lines for the word 'lemon'. The first line is a solid top line, the second is a dashed middle line, and the third is a solid bottom line.



Handwriting practice lines for the word 'nose'. The first line is a solid top line, the second is a dashed middle line, and the third is a solid bottom line.



Can you find the words **ένα**, **το**, **μαμά** and **μήλο**?

έ	α	μ	ν	υ	ι	ε	ω	ν
ν	μ	α	λ	μ	λ	υ	τ	μ
α	μ	α	μ	ά	λ	ι	ν	ι
η	τ	ο	μ	μ	η	μ	η	μ
α	ι	ά	ο	μ	σ	ο	λ	ή
μ	ν	λ	μ	ι	ν	ί	ο	λ
τ	α	μ	τ	τ	ο	λ	κ	ο



Can you complete the words using the letters below?

μ α ι η ό τ ε ω ά

μ \_\_ α      \_\_ αμ \_\_

\_\_ μύ \_\_ η