

Γεια Χαρά!

An adventure in learning Greek!



K
JUNIOR

Table of Contents

	page
Part 1	
1. About me - Για μένα	5
2. School time - Ώρα για σχολείο	6
3. Autumn - Το Φθινόπωρο	7
4. OXI Day October 28th - 28η Οκτωβρίου	10
5. Winter - Ο Χειμώνας	19
6. Christmas - Τα Χριστούγεννα	21
7. New Year's Day - Η Πρωτοχρονιά	30
8. Epiphany - Τα Φώτα	35
Part 2	
9. Carnival - Οι Απόκριες	40
10. Lent - Η Σαρακοστή	45
11. Spring - Η Άνοιξη	49
12. March 25th - 25η Μαρτίου	51
13. Holy Week Customs - Έθιμα της Μεγάλης Εβδομάδας	57
14. Easter - Το Πάσχα	59
15. May Day - Η Πρωτομαγιά	63
16. Mother's / Father's Day - Η Γιορτή της Μητέρας / του Πατέρα	65
17. Summer - Το Καλοκαίρι	69
Extra Festivals	
18. Thanksgiving	72
19. Valentine's Day	73
Appendix	STICKERS

Part I

Holiday calendar: What are your favorite holidays/seasons?
Put a heart sticker next to your favorite holidays/seasons. 

1	About me Για μένα		
2	School time Ώρα για σχολείο		
3	Autumn Το Φθινόπωρο		
4	OXI Day October 28th 28η Οκτωβρίου		
5	Winter Ο Χειμώνας		
6	Christmas Τα Χριστούγεννα		
7	New Year's Day Η Πρωτοχρονιά		
8	Epiphany Τα Φώτα		

About me



1 Look at the alphabet and write your name in Greek.

Α Β Γ Δ Ε Ζ Η Θ Ι Κ Λ Μ Ν Ξ Ο Π Ρ Σ Τ Υ Φ Χ Ψ Ω
α β γ δ ε ζ η θ ι κ λ μ ν ξ ο π ρ σ τ υ φ χ ψ ω

.....


.....

.....


2 Add a photo of you.



3 Color your favorite animal(s). Listen and say. 



γά - τα



μα - ï - μου



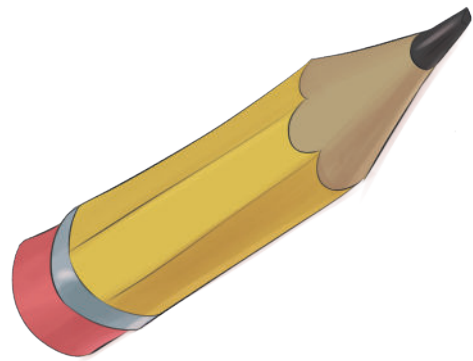
σκύ - λος



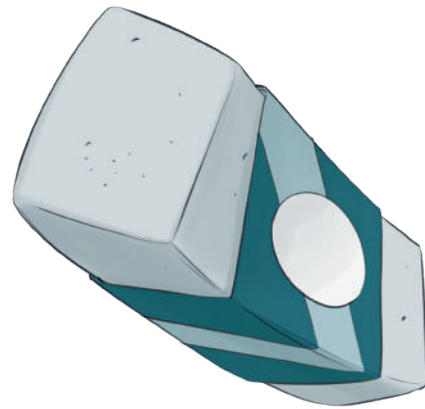
School time

1


Listen and say. Do you have these items with you?
Say **Ναι** (yes)/**Όχι** (no).




μο – λύ – βι



γό – μα



ψα – λί – δι



χρώ – μα – τα

Autumn



1

Autumn weather. Color Nikos' umbrella and the leaves in Eleni's picture. Then listen and say.



Βρέχει.

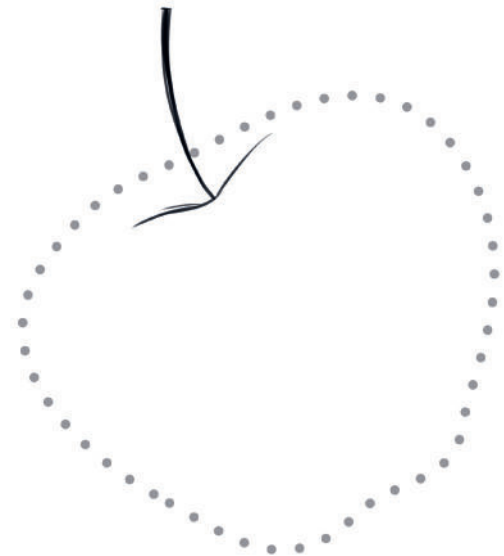


Φυσάει.

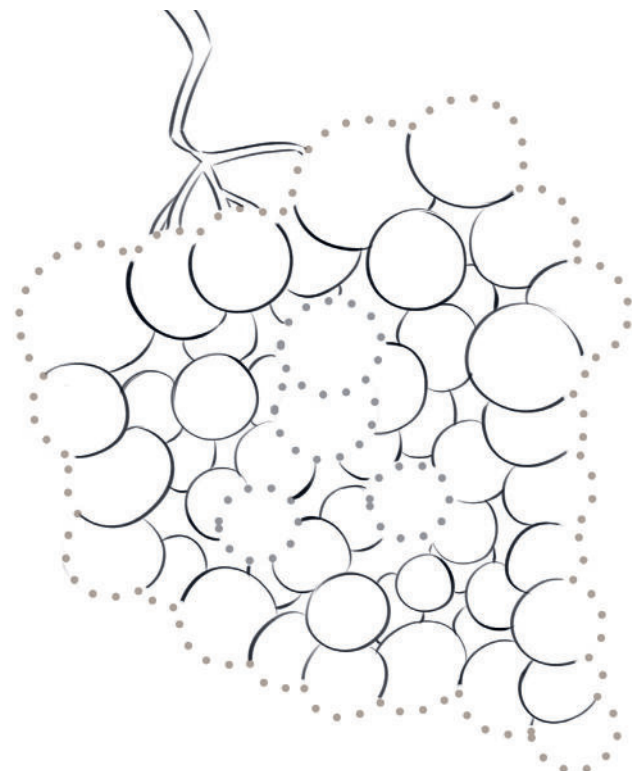


Autumn

2 Autumn fruit. Listen and say. Then connect and color.



μή - λο



στα - φύ - λι



Autumn

3 Autumn leaves. Count in Greek and add the correct leaf stickers.



έ - να



1

δύ - ο






2

τρί - α



3

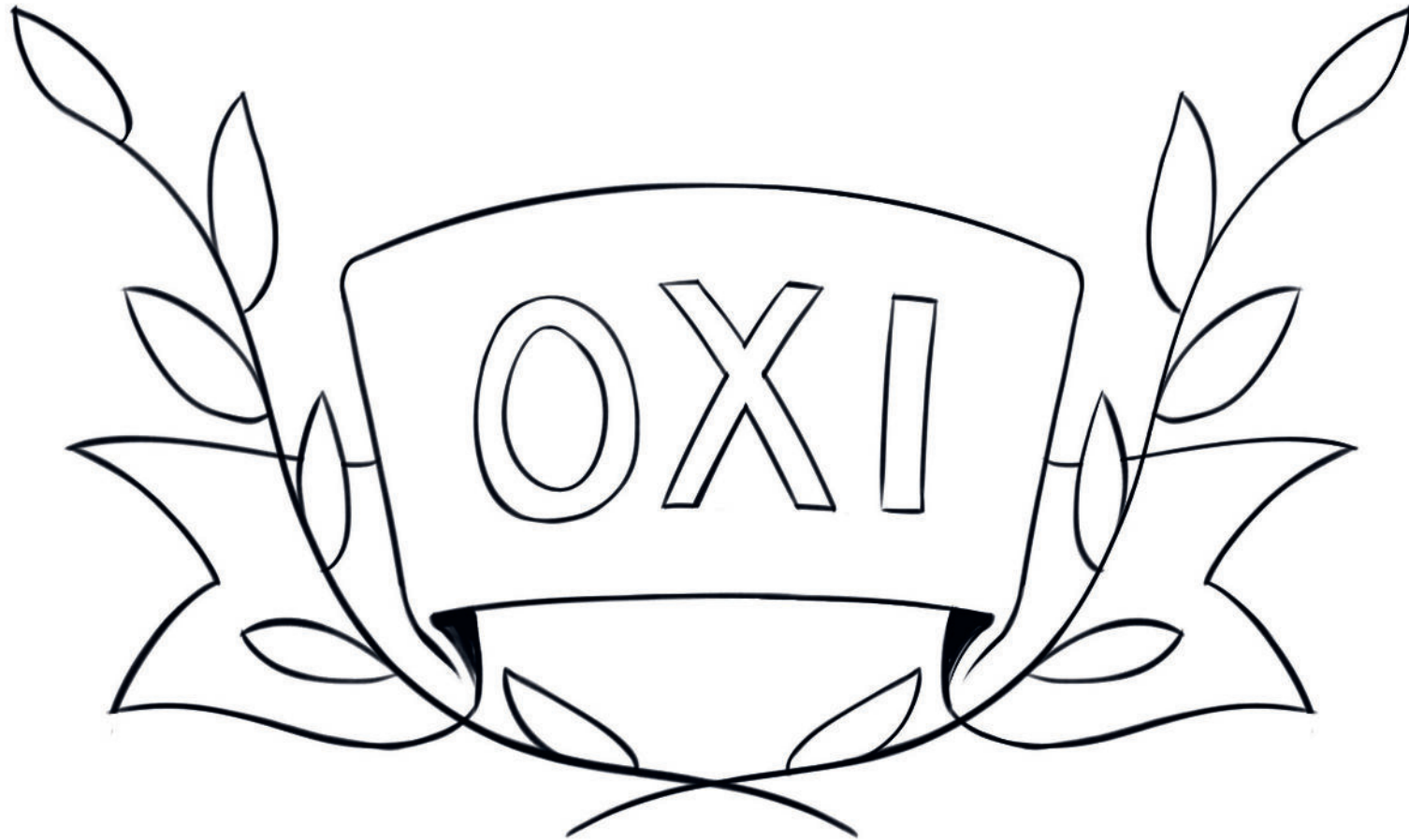




OXI Day

On October 28th 1940, the Greeks said OXI (no) to the Italians, who wanted to take over Greece during WWII. OXI Day was first celebrated in 1944, and Greeks celebrate this day every year with school and army parades.

1 Color.




2 Listen and say 'OXI!' 



OXI Day

3 Listen and say. Then color. 



Note: In the flag the cross is always white and the first and last stripe are always blue.

4



OXI Day

4

Craft time. Make a flag.

Materials needed:

- Flag cut-out
- Cardboard
- Straw
- Glue
- Crayons, markers or colored pencils
- Scissors

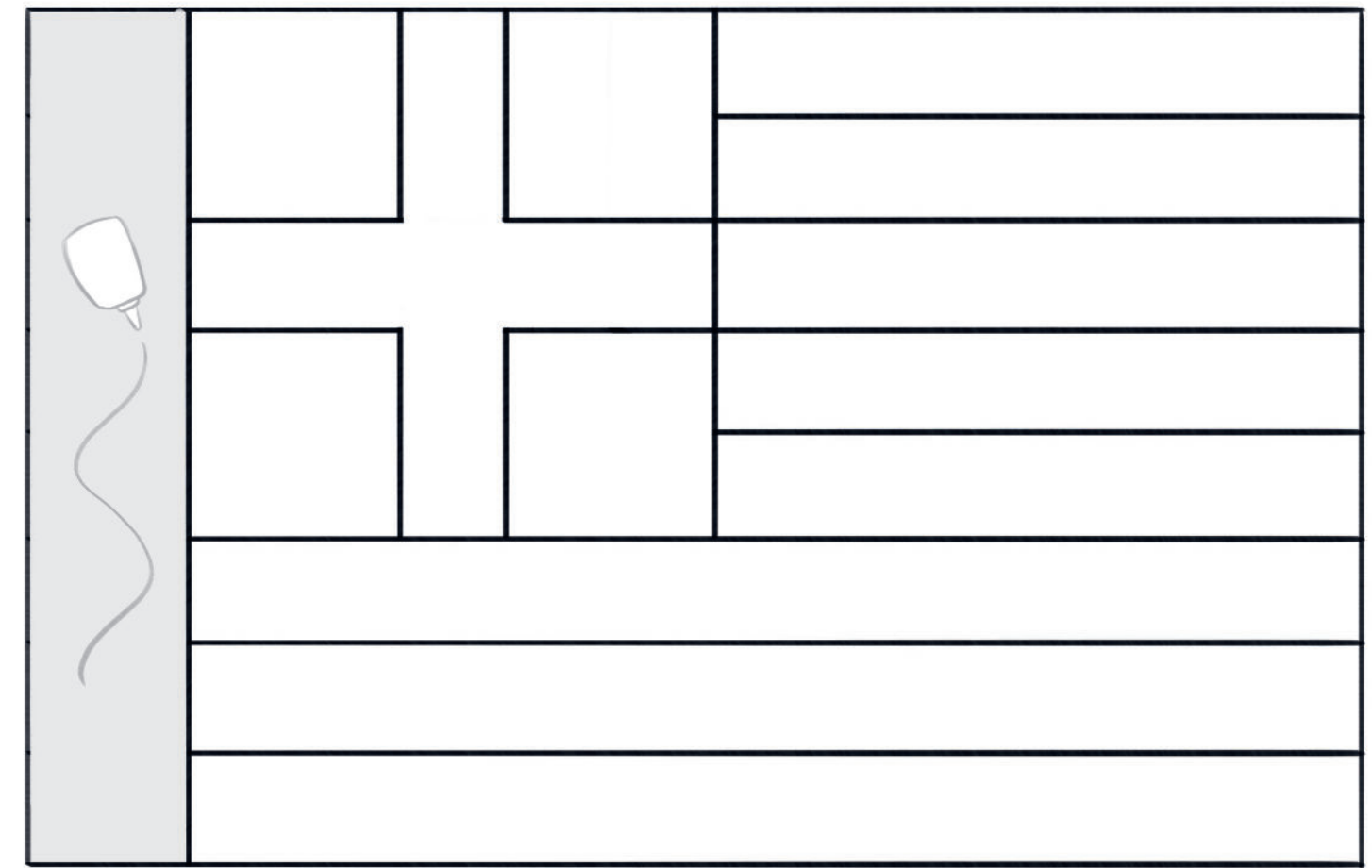
Instructions:
 Color the Greek flag. What colors will you use? Yes, we use blue and white. Then cut it out. Fold the colored flap and insert a straw between the flap and use tape or glue to make the straw stick to the flag.

Note: In the flag the cross is always white and the first and last stripe are always blue.

OXI Day



4



Fold this flap around the straw.

OXI Day



5 Craft time.

Materials needed:

- Flag cut-out (from the previous page)
- Cardboard
- Glue
- Crayons, markers or colored pencils
- Scissors

Instructions:

Color. Then cut out the OXI Day scene. Fold on the dotted lines and glue so the craft stands up, like the sample image below. Glue the bottom part onto cardboard for extra support. Then place the flag you made in the previous lesson in the middle.

