




1

1 Look at the pictures. Listen, then say the first word in English and the second in Greek. Then repeat the Greek Γ γ sound.

		
yo-yo	γεια	

2 Look, listen and say.



1

3 Listen and say.

1 η Άννα Γεια. Είμαι η Άννα.	2 η Ελένη Γεια. Είμαι η Ελένη.	3 ο Νίκος Γεια. Είμαι ο Νίκος.
--	--	--



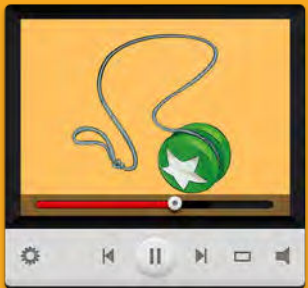
Listening and speaking practice exercise



Letter introduction



Oral communication practice with animated video





1

Time to Play!

4 Listen and sing.



We are going to sing the Γεια σου song. Then we will sing the song using the names of your friends. What are your friends' names? Sing Γεια σου to them.

Γεια σου. Είμαι **ο Νίκος!**
Γεια σου. Είμαι **η Ελένη!**
Γεια σου. Είμαι **η Άννα!**
Γεια σου, γεια σου, γεια σου!



5 Connect the lines. Then color.

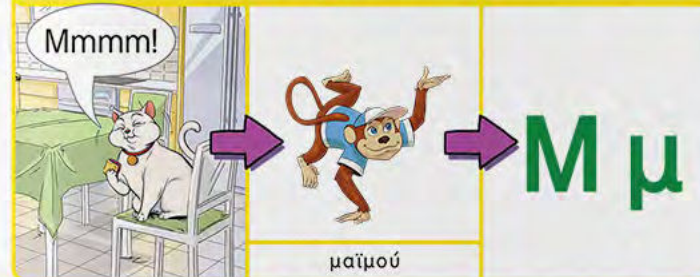


Γ Ε Ι Α

6

2

1 Look at the pictures. Listen, then say the first word in English and the second in Greek. Then repeat the Greek Μ μ sound.



2 Look, listen and say.



1

μαϊμού

Είμαι ο Μάκης.
Είμαι μαϊμού.



2

κορίτσι

Είμαι η Ελένη.
Είμαι κορίτσι.



3

αγόρι

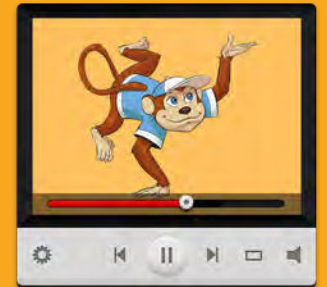
Είμαι ο Νίκος.
Είμαι αγόρι.



Letter introduction



Oral communication practice with animated video





2

Listen and sing along!
Original song reinforces
what has been taught

3 Listen and sing.



Χα, χα, χα!	Χα, χα, χα!
Χι, χι, χι!	Χου, χου, χου!
Είμαι αγόρι.	Είμαι μαϊμού.

Χα, χα, χα!	Χι, χι, χι!
Χι, χι, χι!	Χα, χα, χα!
Είμαι κορίτσι.	Γεια!



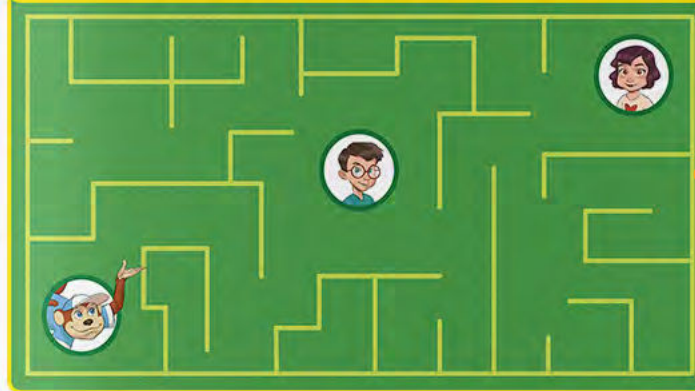
4 Point to yourself and say **Είμαι αγόρι/κορίτσι.**

8


Time to Play!

2

5 Help Νίκος find Μάκισ, the **μαϊμού**.



6 Connect the lines. Then color the letters.



Games help
students learn!

9

3

1 Look at the pictures. Listen, then say the first word in English and the second in Greek. Then repeat the Greek **A a** sound.



apple



αγόρι



Aa

2 Look, listen and say.

1 αγόρι

2 κορίτσι

Να ένα αγόρι. Είναι ο Νίκος.

Να ένα κορίτσι. Είναι η Ελένη.



3

3 Look, listen and circle.



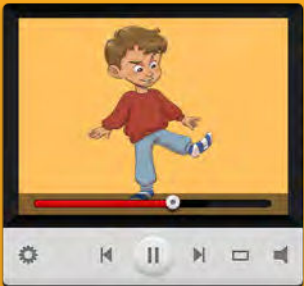
4 Point and say what it is. Είναι... Then find and add the stickers.



Letter introduction



Oral communication practice with animated video



Listening practice

Speaking practice

3

Time to Play!

5 Connect the lines. Then say the words.



6 Listen and sing.



We are going to sing the Na... Είναι... song. Then we will sing the song using the names of your friends. What are your friends' names? Sing to them.

Να ο **Νίκος**! Είναι **αγόρι**.
Να η **Ελένη**! Είναι **κορίτσι**.
Να ο **Μάκης**! Είναι **μαϊμού**.
Γεια σου, γεια σου, γεια σου!



4

1 Look at the pictures. Listen, then say the first word in English and the second in Greek. Then repeat the Greek **Τ τ** sound.



tiger



τυρί

Τ τ


2 Look, listen and say.



Letter introduction



Oral communication practice with animated video



Listen and sing along!
Original song reinforces what has been taught

4

3 Listen and say.



1 το τυρί

Να το τυρί.



2 κίτρινο

Να το κίτρινο τυρί.



3 κόκκινο

Να το κόκκινο πουλί.



14

Time to Play!

4

4 Listen and sing.



We are going to sing the Na to song.

Να το τυρί!

Να το κίτρινο τυρί!

Να το τυρί! Μμμ!


Να το πουλί!

Να το κόκκινο πουλί!

Να το πουλί! Γιούπι!



5 Connect. Then color.



15

Listening and speaking practice exercise



Listen and sing along!
Original song reinforces what has been taught

1 Look at the pictures. Listen, then say the first word in English and the second in Greek. Then repeat the Greek Ζ ζ sound.



	→		→	Ζζ
zebra		ζακέτα		

2 Look, listen and say.



3 Listen and say.



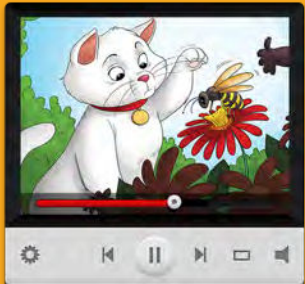
1 ζακέτα Φοράω ζακέτα.	2 τζιβ Φοράω τζιβ.	3 παπούτσια Φοράω παπούτσια.
----------------------------------	------------------------------	--



Letter introduction



Oral communication practice with animated video



Listening and speaking practice exercise





Listen and sing along!
Original song reinforces
what has been taught

13 Time to Play!

4 Listen and sing.



Φοράω ζακέτα. Δες, δες, δες.
Είναι μπλε. Ναι, ναι, ναι!

Φοράω τζιν. Δες, δες, δες.
Είναι άσπρο. Ναι, ναι, ναι!

Φοράω παπούτσια. Δες, δες, δες.
Είναι κόκκινα. Ναι, ναι, ναι!



5 Listen and add the correct clothes sticker.



1



2



3



Listening
practice

14

1 Look at the pictures. Listen, then say the first
word in English and the second in Greek. Then
repeat the Greek Φ φ sound.



fox



φύλλο

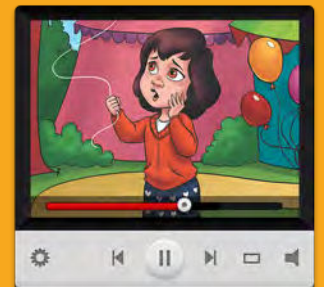


Letter
introduction



Oral communication
practice with
animated video

2 Look, listen and say.



3 Listen and say.



1 φόρεμα

Φοράω
φόρεμα.

2 φόρμα

Φοράω φόρμα.



3 καπέλο

Φοράω
καπέλο.

4 Listen dance and sing.

*Chant and clap your hands.*Φο - ρά - ω, φο - ρά - ω!
Φο - ρά - ω, φό - ρε - μα!Φο - ρά - ω, φο - ρά - ω!
Φο - ρά - ω, φόρ - μα!Φο - ρά - ω, φο - ρά - ω!
Φο - ρά - ω, κα - πέ - λο!

5 Listen and add the sticker of what Eleni is wearing.



1



2



3

Listen and sing along!
Original song reinforces
what has been taughtListening
practiceListening
practice